


(I)(a) Statement showing Shareholding Pattern

Name of the Company : SVP GLOBAL VENTURES LIMITED (Formerly known as Scenario Media Limited)
Scrip Code :- 505590
Quarter ended : 30th June, 2012

Partly paid-up shares:-	No. of partly paid-up shares	As a % of total no. of partly paid-up shares	As a % of total no. of shares of the Company
Held by Promoter/ Promoter Group	0	0.000	0.000
Held by Public	0	0.000	0.000
Total	0	0.000	0.000
Outstanding convertible securities:-	No. of outstanding securities	As a % of total no. of outstanding convertible securities	As a % of total no. of shares of the Company, assuming full conversion of the convertible securities
Held by Promoter/ Promoter Group	0	0.000	0.000
Held by Public	0	0.000	0.000
Total	0	0.000	0.000
Warrants:-	No. of warrants	As a % of total no. of warrant	As a % of total no. of shares of the Company, assuming full conversion of Warrants
Held by Promoter/ Promoter Group	0	0.000	0.000
Held by Public	0	0.000	0.000
Total	0	0.000	0.000
Total paid-up capital of the Company, assuming full conversion of warrants and convertible securities	0		

FOR SVP GLOBAL VENTURES LIMITED



DIRECTOR/AUTHORISED SIGNATORY

Category code	Category of Shareholder	Number of Shareholders	Total number of shares	Number of shares held in dematerialized form	Total shareholding as a percentage of total number of shares		Shares pledged or otherwise encumbered	
					As a percentage of (A+B) ¹	As a percentage of (A+B+C)	Number of Shares	As a Percentage
(A)	Shareholding of Promoter and Promoter Group							
1	Indian							
(a)	Individuals/Hindu Undivided Family	0	0	0	0	0	0.00	0.00
(b)	Central Government/ State Government(s)	0	0	0.00	0.00	0.00	0.00	0.00
(c)	Bodies Corporate	1	518608	518608	67.792	67.792	0.00	0.00
(d)	Financial Institutions/ Banks	0	0	0.00	0.00	0.00	0.00	0.00
(e)	Any Others(Specify)	0	0	0.00	0.00	0.00	0.00	0.00
	Sub Total(A)(1)	1	518608	518608	67.792	67.792	0.00	0.00
2	Foreign							
a	Individuals (Non-Residents Individuals/ Foreign Individuals)	0	0	0.00	0.00	0.00	0.00	0.00
b	Bodies Corporate	0	0	0.00	0.00	0.00	0.00	0.00
c	Institutions	0	0	0.00	0.00	0.00	0.00	0.00
d	Any Others(Specify)	0	0	0.00	0.00	0.00	0.00	0.00
	Sub Total(A)(2)	0	0	0.00	0.00	0.00	0.00	0.00
	Total Shareholding of Promoter and Promoter Group (A)= (A)(1)+(A)(2)	1	518608	518608	67.792	67.792	0.00	0.00
(B)	Public shareholding							
1	Institutions							
(a)	Mutual Funds/ UTI	0	0	0.00	0.00	0.00	0.00	0.00
(b)	Financial Institutions / Banks	0	0	0				
(c)	Central Government/ State Government(s)	0	0	0.00	0.00	0.00	0.00	0.00
(d)	Venture Capital Funds	0	0	0.00	0.00	0.00	0.00	0.00
(e)	Insurance Companies	0	0	0.00	0.00	0.00	0.00	0.00
(f)	Foreign Institutional Investors	0	0	0.00	0.00	0.00	0.00	0.00
(g)	Foreign Venture Capital Investors	0	0	0.00	0.00	0.00	0.00	0.00
(h)	Any Other (specify)	0	0	0.00	0.00	0.00	0.00	0.00
	Sub-Total (B)(1)	0	0	0	0.00	0.00	0.00	0.00
B 2	Non-institutions							
(a)	Bodies Corporate	14	9493	9493	1.240	1.240	0.00	0.00
(b)	Individuals							
(b)i	i. Individual shareholders holding nominal share capital up to Rs 1 lakh	269	166599	104399	21.778	21.778	0.00	0.00
(b)ii	ii. Individual shareholders holding nominal share capital in excess of Rs. 1 lakh.	5	70300	70300	9.190	9.190	0.00	0.00
(c)	Any Other -Clearing Member	0	0	0	0.00	0.00	0.00	0.00
	Sub-Total (B)(2)	288	246392	184192	32.208	32.208	0.00	0.00
(B)	Total Public Shareholding (B)= (B)(1)+(B)(2)	288	246392	184192	32.208	32.208	0.00	0.00
	TOTAL (A)+(B)	289	765000	702800	100	100	0.00	0.00
(C)	Shares held by Custodians and against which Depository Receipts have been issued	0	0	0	0	0	0.00	0.00
1	Promoter and Promoter Group	0	0	0	0	0	0.00	0.00
2	Public	0	0	0	0	0	0.00	0.00
	GRAND TOTAL (A)+(B)+(C)	289	765000	702800	100	100	0.00	0.00

FOR SVP GLOBAL VENTURES LIMITED

DIRECTOR/AUTHORISED SIGNATORY

(1)(b) Statement showing holding of securities (including shares, warrants, convertible securities) of persons belonging to the category "Promoter and Promoter Group"

Sr. No.	Name of the shareholder	Details of Shares held		Encumbered shares (*)			Details of warrants		Details of convertible securities		Total shares (including underlying shares assuming full conversion of warrants and convertible securities) as a % of diluted share capital
		Number of shares held	As a % of grand total (A)+(B)+(C)	No.	As a percentage	As a % of grand total (A)+(B)+(C) of sub-clause (I)(a)	Number of warrants held	As a % total number of warrants of the same class	Number of convertible securities held	As a % total number of convertible securities of the same class	
1	Scenario Communication Ltd.	518608	67.792	0	0.000	0.000	0	0.000	0	0.000	67.792
TOTAL		518608	67.792	0	0.000	0.000	0	0.000	0	0.000	67.792

FOR SVP GLOBAL VENTURES LIMITED



DIRECTOR/AUTHORISED SIGNATORY


(I)(c)(i) Statement showing holding of securities (including shares, warrants, convertible securities) of persons belonging to the category "Public" and holding more than 1% of the total number of shares

Sr. No.	Name of the shareholder	Number of shares held	Shares as a percentage of total number of shares (i.e., Grand Total (A)+(B)+(C) indicated in Statement at para (I)(a) above)	Details of warrants		Details of convertible		Total shares (including underlying shares assuming full conversion of warrants and convertible securities) as a % of diluted share capital
				Number of warrants held	As a % total number of warrants of the same class	Number of convertible securities held	% w.r.t total number of convertible securities of the same class	
1	GANESH B. PATEL	25700	3.359	0	0.000	0	0.000	3.359
2	PATEL JAYSHREE GANESH	9300	1.216	0	0.000	0	0.000	1.216
3	HITENDRA BHANWARLAL SALECHA	10500	1.373	0	0.000	0	0.000	1.373
4	VAIBHAV MALOO	10500	1.373	0	0.000	0	0.000	1.373
5	VIJAY CHATURVEDI	13100	1.712	0	0.000	0	0.000	1.712
6	VINAY MALOO (HUF)	10500	1.373	0	0.000	0	0.000	1.373
7	VINEETA MALOO	8302	1.085	0	0.000	0	0.000	1.085
TOTAL		87902	11.491	0	0.000	0	0.000	11.491

(I)(c)(ii) Statement showing holding of securities (including shares, warrants, convertible securities) of persons (together with PAC) belonging to the category "Public" and holding more than 5% of the total number of shares of the company

Sr. No.	Name(s) of the shareholder(s) and the Persons Acting in Concert (PAC) with them	Number of shares	Shares as a percentage of total number of shares (i.e., Grand Total (A)+(B)+(C) indicated in Statement at para (I)(a) above)	Details of warrants		Details of convertible		Total shares (including underlying shares assuming full conversion of warrants and convertible securities) as a % of diluted share capital
				Number of warrants	As a % total number of warrants of the same class	Number of convertible securities held	% w.r.t total number of convertible securities of the same class	
1		0	0.000	0	0.000	0	0.000	0.000
TOTAL		0	0.000	0	0.000	0	0.000	0.000

FOR SVP GLOBAL VENTURES LIMITED


DIRECTOR/AUTHORISED SIGNATORY

(I)(d) Statement showing details of locked-in shares

Sr. No.	Name of the shareholder	Category of Shareholders	Number of locked-in shares	Locked-in shares as a percentage of total number of shares [i.e., Grand Total (A)+(B)+(C) indicated in Statement at para (I)(a) above]
1		NIL	0	0.000
TOTAL		NIL	0	0.000


(II)(a) Statement showing details of Depository Receipts (DRs)

Sr. No.	Type of outstanding DR (ADRs, GDRs, SDRs, etc.)	Number of outstanding DRs	Number of shares underlying outstanding DRs	Shares underlying outstanding DRs as a percentage of total number of shares [i.e., Grand Total (A)+(B)+(C) indicated in Statement at para (I)(a) above]
1		NIL		0.000
	TOTAL			0.000

(II)(b) Statement showing Holding of Depository Receipts (DRs), where underlying shares are in excess of 1% of the total number of shares

Sr. No.	Name of the DR Holder	Type of outstanding DR (ADRs, GDRs, SDRs, etc.)	Number of shares underlying outstanding DRs	Shares underlying outstanding DRs as a percentage of total number of shares [i.e., Grand Total (A)+(B)+(C) indicated in Statement at para (I)(a) above]
		NIL		NIL
TOTAL		NIL		NIL

FOR SVP GLOBAL VENTURES LIMITED


DIRECTOR/AUTHORISED SIGNATORY